



Delhi (Head Office)
Unit No.406, 4th Floor,
Rectangle One Building,
Saket District Centre,
New Delhi - 110017
PH:- +91-11-47422222

Chandigarh
Plot No.-828, Industrial Area,
Phase-2, Chandigarh - 160002
PH:- +91-172-4011111,
2639222,2639333
Fax:- +91-172-2639444

Ahmedabad (Plant)
Block No. 636, Paiki Sokhanda
Village Ahmedabad Nadiad Road,
NH 48 Kheda, Gujrat - 387570
E: acp@virgogroup.in

Delhi
Khasra No. 63/9/2 Opp Metro
Pillar No. 592 Mundka New
Delhi-110041.
Mob.: +91 8410262222
E: gmail-delhi@virgoasia.com

Panchkula
Plot No. 49, Phase -1
Panchkula- 134109.
Mob.: +91 7888768990
E: pkl.acp@virgoasia.com

Lucknow
2,8/1 Mill Road Aishbagh Near
SBI Bank Lucknow -226004
Mob.: +91 9794598260
E: lucknow.acp@virgoasia.com

Jaipur
B-23 Sharma Colony
Vistar,22 Godam Industrial
Area, jaipur-302019
Mob.: +91 8759462222
E: jaipur@virgoasia.com

Ranchi
41, Kokar Industrial Area, Kokar,
P.S-Sadar, Jharkhand ,
Ranchi - 834001
Mob.: +91 8909232222
E: ranchi.acp@virgoasia.com

Kolkata
Godown No:-10, 284, Maharaja
Nanda Kumar Road,(North)
Alambazar, Baranagar
Jute Mill Compound,
Kolkata - 700035 M: +91 8178022755
E: kolkata.acp@virgoasia.com

Indore
75/2/40 Lasudiya
Mori Dewas
Naka Indore -452010
Mob.: +91 9669393731
E: indore.acp@virgoasia.com

Mumbai
Godawan 12/b, Bldg No.h-5,
Shree Arihant Compound
Kalher, Bhiwandi Thane -421302
Mob.: +91 7289094222
E: mumbai.acp@virgoasia.com

Banglore
Municipal No - 2/1A, 3Rd Cross,
Mysore Road Bangalore-560026,
Karnataka
Mob.: +91 7019577204
E: bangalore@virgoasia.com

Hyderabad
Plot no : 15,16,17, Word no : 12 & 13,
Block no : P & N, Mallepally
village, Sitharambagh, Draupathi
garden, Hyderabad - 500001
Mob.: +91 9676567222, 8644082222
E: hyd@virgoasia.com

Chennai
New No - 513, Old No - 273,
Sydenhams Road, Nehru Timber
Market, Choolai, Chennai,
Tamil Nadu - 600112
Mob.: +91 9176818123
E: brchennai.acp@virgoasia.com

Kochi
Aiswarya lane
Thammanam pullepady
Road, Kochi - 682025
Mob.: +91 9808342222
E: acpkerala@virgoasia.com

www.virgolam.com



ARCHITECTURE
COLLECTION 2023-24

VIRGO PVC LAMINATES


THE
DESIGN
EXCELLENCE

VIRGO PVC LAMINATES

THE
DESIGN
EXCELLENCE



ARCHITECTURE
COLLECTION 2023-24



Design is intelligence made visible. Behind every design, there is an even more interesting story. Virgo PVC laminates help you fill the colours of excitement to your design story! Choose from a wide variety of designs based on textures, colours and patterns & let your perspectives reflect your design.

Blending the different design philosophies aligned and in tune with the global trends our designs are always updated. Our years of experience & expertise in laminates enables us to proactively gauge the needs of the industry. We consistently innovate and create designs at scale which direct the design trends.

Crafted in consultation with designers, architects and the finest craftsmen in the trade, our laminates are best known for their impeccable quality & aesthetics. So, when you choose our laminates, it means you are putting your trust in one of the finest quality products in the segment.

Creating the art of Stylish Living

In order to satisfy the aesthetic demands, Virgo has come with the classic finish PVC Laminates. With glistening surface and charming elegance, these laminates have been forged with so much of glamour and desire. Admire the overflow of grandeur shimmering throughout the laminate patterns. Experience the luxury withing reach and beyond expectation.




ARCHITECTURE
COLLECTION 2023-24





about us

At Virgo, quality is of utmost importance and we maintain the same in all the business heads of ours. We never compromise on quality and that is why we are recognized as indisputable leaders of laminate, plywood, aluminum, PVC and ACP. Apart from our adherence to quality, our 25 years long experience trail helps us deliver unmatched products to our customer. Be it laminate, plywood, aluminum products, for us, customers satisfaction is a barometer of our progress. In fact, we also focus on the overall development of society by favouring sustainable development. We are equivalently concerned about the environment, so we produce eco-friendly products that do not harm nature. We always stick to our ethos, value system and professionalism that fuel our spirit to serve the finest quality products. This is applicable in each and every stage of the manufacturing process. Right from picking up the raw materials to serving the final product, we observe all the standards of quality and safety due to which, today, we have earned the market recognition of highest producer and exporter of laminates. We aspire to hold this position for many more years to come by keeping on innovating and serving exactly the right products.



3000+ Employees | 30+ Years of Expertise | 42+ Branches | 04 Overseas Branches

469+ Distributors Channel Nodes | In access of 22000+ retail outlets across India | Production Capacity of 129+ Million sq.mtr. Laminates Annually


20000+ Architect Interior Designers | 9700+ Network fabricators across India | 6 State of art factories

ADVANTAGES WITH VIRGO PVC

We are creating the highest-quality PVC laminate that perfectly synchronizes cutting-edge technology with sophisticated color schemes to give the finished product a stylish and contemporary feel. Thanks to our high-quality product's attributes and installation versatility, we are able to offer the most competitive collections of various laminates in the market.




DIAMOND CUTTER BLADE



CIRCULAR SAW BLADE

Virgo PVC Laminates can be cut, routed and drilled with the same standard tools which are mostly used in wood works. (We recommend using diamond cutter blade for cutting V-Groove cutter for bending up to 90 Degree) All blades must be sharp to remove any burrs by cutting process. Use a smooth file to feather all corner edges.

DISCLOSURE SAMPLE THICKNESS




DARK GREY


PGL 555

ACTUAL SHEET THICKNESS

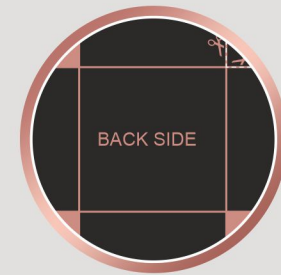
Laminates made with matching layers of colors throughout are called color core laminates. These laminate sheets are mostly used to eliminate the dark seams, which appear on the edges & joints of regular laminates.



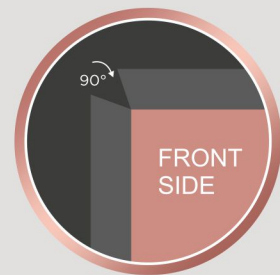
STEP : 1
Cut your sheets as per your desired dimensions




STEP : 2
Use v-groove cutter to mark a groove (to bend) on the sheet



STEP : 3
Next use a regular pair of scissors and trim the edge out



STEP : 4
Place the sheet front up and use the groove marks to bend the sheets towards outside



STEP : 5
Now your sheet is ready to be use

Expand Your Living Space

elegance


Virgo PVC Laminates are synonymous with perfection. We believe in creating perfect laminates to add more serene calmness and beauty to your home. We can create designs that will match with your home decor perfectly. Our laminates give your dreams more charm to your life. Choose us to create a more serene and beautiful home decor.




01
WOOD




07
SPARKLE



11
METALLIC



13
SOFT MATT




15
SOLID COLOURS



17
MARBLE





SPLENDID

WOOD


DESIGNS

Establish your decor with Virgo's quintessential laminates that reflect a woody verve.

CHARM


OF BYGONE TIMES

The contemporary fad of finesse bringing about a revolutionary change within the interior decor is here to stay.



BURMA TEAK **NEW**

PSM 944



AFRICAN TEAK **NEW**

PSM 941




ROSE CHERRY **NEW**

PSM 943



GOLDEN GRAIN

PSM 945



BLACK WOOD


PSM 946



panache



Shine brightly and stand out every time amidst the mundane aesthetics of your peers.



BROWN WALNUT

PSM 947

WOOD
BRINGS THE
BEST OUT
OF YOUR
DECOR



BURMA DHEEK WOOD

PSM 948



SHARON TEAK

PSM 949



GHANNA LUMBER

PWU 946



ECLECTIC
ELEGANCE


Impress people with your
furniture that will leave them
in awe at the very first sight.




NATURAL PINE

PWU 968

SPARKLE




SNOW BLUSH PGL 501




BIANOC PGL 502



PINK BERRY **NEW** PGL 503



BRAZEN GOLD PGL 504




STEEL GREY PGL 505




DARK GREY **NEW** PGL 555


These surfaces will gladly envelop your surroundings in exquisiteness.




BAMBE BIEGE PGL 506



BEAUTY GOLDEN **NEW** PGL 512



VIVID ORANGE PGL 513




HOT RED PGL 515

RAINBOW RADIANCE



Glorious

Relish the company of such exciting and eye-catching surfaces by Virgo PVC.




RICH TOMATO

PGL 520




OAK WOOD

PGL 528




MORO

PGL 530



RAVISHING GRISH

PGL 534




ROYAL SATIN

PGL 522

prominent




METALLIC



cha
rism
atic

Attract contemporary amazement in your space with the pristine touch of natural veneers.



LUSTROUS GREY

PMT 891



LUSTROUS MOCHA

PMT 895



LUSTROUS BROWN

PMT 896



LUSTROUS PLUM


PMT 898



MODERN & STYLISH LOOK


An amalgam that explores a vast range of impressive textures for a niche audience.

SOFT MATT



GENTLE WHITE


PSO 421



GENTLE OFF WHITE

PSO 422

D e s i r a b l e



GENTLE DARK GREY

PSO 423




GENTLE CHARCOAL

PSO 424


PASSION
WITH CREATIVITY

Fall head over heels with impressions that are an inspiration for future trends.

SOLID COLOURS



FROSTY WHITE PHG 401



WHITE PHG 402



BURN METAL PHG 405



BURGUNDY PLUS PHG 407

enigmatic



BEWITCHING CREATIVITY

The premier class and finesse of these laminates is an exemplary sight to behold.



FRESH YELLOW PHG 414



RED ALERT PHG 406



TURQUOISE PHG 410



CHOCOLATE BROWN PHG 408



TRUE SABLE PHG 412



BLACK PHG 409

MARBLE



MARMO BIANCO

PMB 871



MARMO ONYX

PMB 876



Ethereal
BEAUTY



Decorate interiors
that have a lasting
impression.

SR. NO.	DESIGN NO.	DESIGN NAME	PG. NO.
01	PSM 944	BURMA TEAK	02
02	PSM 941	AFRICAN TEAK	02
03	PSM 943	ROSE CHERRY	03
04	PSM 945	GOLDEN GRAIN	03
05	PSM 946	BLACK WOOD	04
06	PSM 947	BROWN WALNUT	05
07	PSM 948	BURMA DHEEK WOOD	05
08	PSM 949	SHARON TEAK	05
09	PWU 946	GHANNA LUMBER	06
10	PWU 968	NATURAL PINE	06
11	PGL 501	SNOW BLUSH	07
12	PGL 502	BIANOC	07
13	PGL 503	PINK BERRY	07
14	PGL 504	BRAZEN GOLD	07
15	PGL 505	STEEL GREY	07
16	PGL 555	DARK GREY	07
17	PGL 506	BAMBE BIEGE	08
18	PGL 512	BEAUTY GOLDEN	08
19	PGL 513	VIVID ORANGE	08
20	PGL 515	HOT RED	08
21	PGL 520	RICH TOMATO	09
22	PGL 528	OAK WOOD	09
23	PGL 530	MORO	09

SR. NO.	DESIGN NO.	DESIGN NAME	PG. NO.
24	PGL 534	RAVISHING GRISH	09
25	PGL 522	ROYAL SATIN	09
26	PMT 891	LUSTROUS GREY	11
27	PMT 895	LUSTROUS MOCHA	11
28	PMT 896	LUSTROUS BROWN	12
29	PMT 898	LUSTROUS PLUM	12
30	PSO 421	GENTLE WHITE	13
31	PSO 422	GENTLE OFF WHITE	13
32	PSO 423	GENTLE DARK GREY	14
33	PSO 424	GENTLE CHARCOAL	14
34	PHG 401	FROSTY WHITE	15
35	PHG 402	WHITE	15
36	PHG 405	BURN METAL	15
37	PHG 407	BURGUNDY PLUS	15
38	PHG 414	FRESH YELLOW	16
39	PHG 406	RED ALERT	16
40	PHG 410	TURQUOISE	16
41	PHG 408	CHOCOLATE BROWN	16
42	PHG 412	TRUE SABLE	16
43	PHG 409	BLACK	16
44	PMB 871	MARMO BIANCO	17
45	PMB 876	MARMO ONYX	17

Technical Specifications

- Thickness :** 3 mm, ± 10% Standard
- Sheet Size :** 1220 x 2440 mm (Standard)
- Size Options :** Length - Any on request, Width - Up to 1220 mm
- Range :** Our PVC Laminates are available in a variety on range. Customized sizes and shades can be developed on request.
- Adhesive :** These laminates are easy to apply with the standard laminating system, including most of the conventional adhesive normally used with plastic laminates such as many water based and solvent based. We do not recommend the use of heat activated adhesives.
- Laminates :** Proper substrates must be used and careful bonding procedure must be observed. Substrates should be of good quality of plywood, high density practical board, high quality fiber board or PVC board. The face of substrates must be smooth or free of grease, wax, dust, chips and other foreign matter. We do not recommend us of PU base, melamine, lamination (wax) on our laminates. The application of these will spoil the originality and natural beauty of High Gloss PVC flexible sheets.
- Cutting & Installation :** These high gloss PVC flexible sheets can be cut, routed and drilled with most standard wood working tools or equipments. All blades must be sharp to remove any burrs that may occur in the cutting process. We recommend the use of a leather to smooth all corner edges.
- Maintenance :** Any cleaning agent containing acids, alkalis or abrasive should not be used to clean the high gloss flexible sheets. We recommend to use only clean water for cleaning of sheets.

Note : Virgo warrants that all its products are free from manufacturing defects and perfectly ideal for use in normal conditions. In any case of claim, the liability of the company is only limited to the cost of the product only. This may be color variations from batch to batch. The sample swatches in the catalogue represents the design, colours and ruches. They do not present at the Actual sheets.

Care & Maintenance

As aforementioned, PVC laminates are easy to clean and maintain. But for a healthy and longer life of the laminate, you need to follow the basic dos and don'ts during its maintenance.

DOs

- Always prefer diluted mild liquid detergent or organic cleansers for cleaning.
- Use soft damp clothes for wiping.
- Wipe off the spills immediately, if they happen.
- Treat any difficult stains with a mixture of water and baking soda.
- Dry clean the surface after cleaning to prevent marks on spots.

DON'Ts

- Avoid cleaning agents containing acids or any harsh chemicals.
- Avoid cleaners that leave behind a soapy residue.
- Avoid excessive scrubbing as it can damage the surface.
- Avoid abrasive cleaning tools like steel scrubbers, knives or any sharp objects, as they can leave scratch marks on the laminate surface.

KINDLY REMOVE THE PROTECTIVE FILM WITHIN 7 DAYS OF INSTALLATION OF LAMINATES.